

80SPE40

| SCALDAPATATINE S.700

| CHIPS SCUTTLES S.700



| Caratteristiche

| Features

- | Piano di lavoro in acciaio inox AISI 304
- | Vaschetta 1/1+1/3 GastroNorm di raccolta in acciaio inox
- | Resistenza sottovasca 0,8 kW
- | Lampada ceramica ad alta efficienza termica OPZIONALE
- | Interruttore di accensione
- | Scarico fumo in ghisa rimovibile
- | Falso fondo che facilita lo sgocciolamento ed il prelievo delle patatine

- | Worktop in AISI 304 stainless steel
- | GN 1/1+1/3 stainless steel collection tray
- | Heating element underneath the tray 0,8 kW
- | Lamp (supplied on request) for extra heating from above and better food presentation
- | Power switch
- | Removable vitrified cast iron exhaust grate
- | False bottom, to facilitate draining and removal of chips



MODELLO
MODEL

DIMENSIONI mm
DIMENSIONS mm

POTENZA ELETTRICA KW
ELECTRIC POWER KW

VOLUME m³

PESO Kg
WEIGHT Kg

ALIMENTAZIONE
FEEDING

ALLACC. ELETTRICO
ELEC. CONNECTION

80SPE40

400x900x900

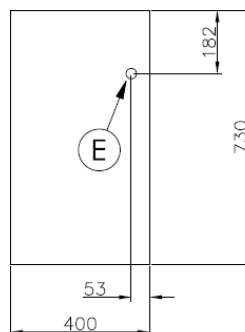
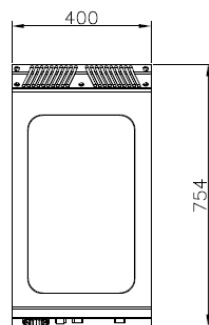
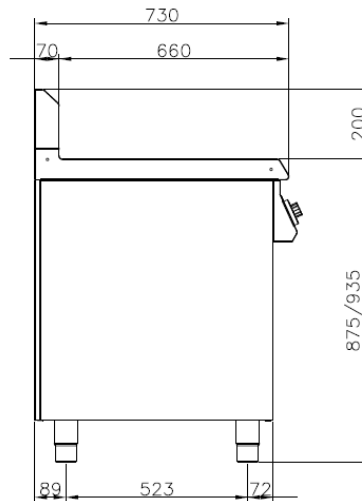
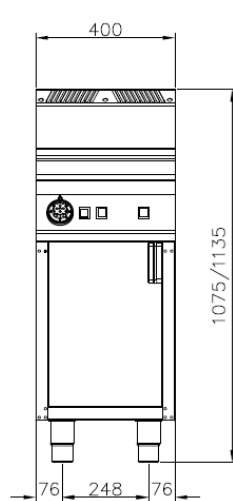
0,8

0,6

45

230 V

VAC230-1N 50/60Hz



E = Allacciamento elettrico
Electrical connection